

# Paraparaumu Station

With the extension of double tracked lines, a second platform will be built at Paraparaumu.

## Key features

- A new 200 metre platform on the eastern side of the railway
- A station building behind the new platform, similar to the proposed Waikanae building
- Removal of existing overbridge, to be replaced by a new subway under the railway, which will connect with the existing road subway
- Parking for an additional 12 cars at the southern end of the existing car park.



For more information go to:  
[www.ontrack.govt.nz](http://www.ontrack.govt.nz)  
[www.gw.govt.nz](http://www.gw.govt.nz)



*Greater Wellington Regional Council and KiwiRail (ONTRACK and Tranz Metro) are working closely together to bring passengers more reliable and frequent train services.*

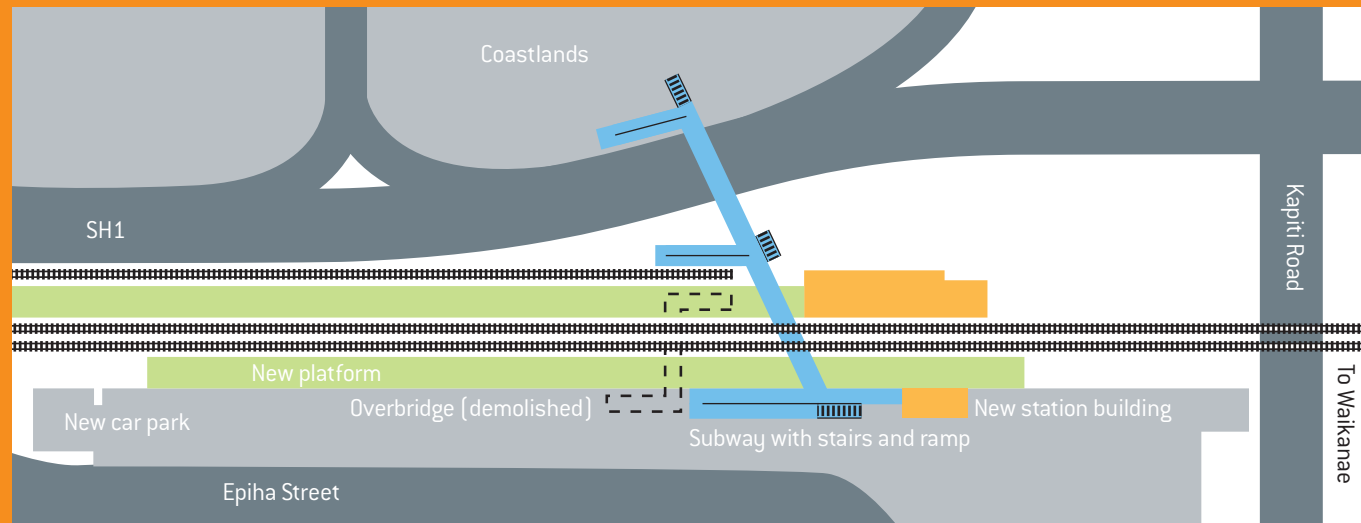


# Wellington Region Rail Programme

# K

## Improving Waikanae and Paraparaumu Stations

Designing the improvements to Waikanae and Paraparaumu Stations is now well underway, with construction to begin in early 2010.



# Waikanae Station

A number of options were investigated at Waikanae including moving the station. However, until road layouts change, these alternatives are not possible. The station is therefore to be upgraded in its current location.

## Key features

- A 200 metre long platform
- A station building providing waiting room, ticket office and toilets
- A 90 space car park on the eastern side of the railway
- A pedestrian rail crossing north of the platform
- Improved provision for buses in the existing car park
- Changes to the existing car park entry and exits to improve safety and traffic flow.



Proposed building design

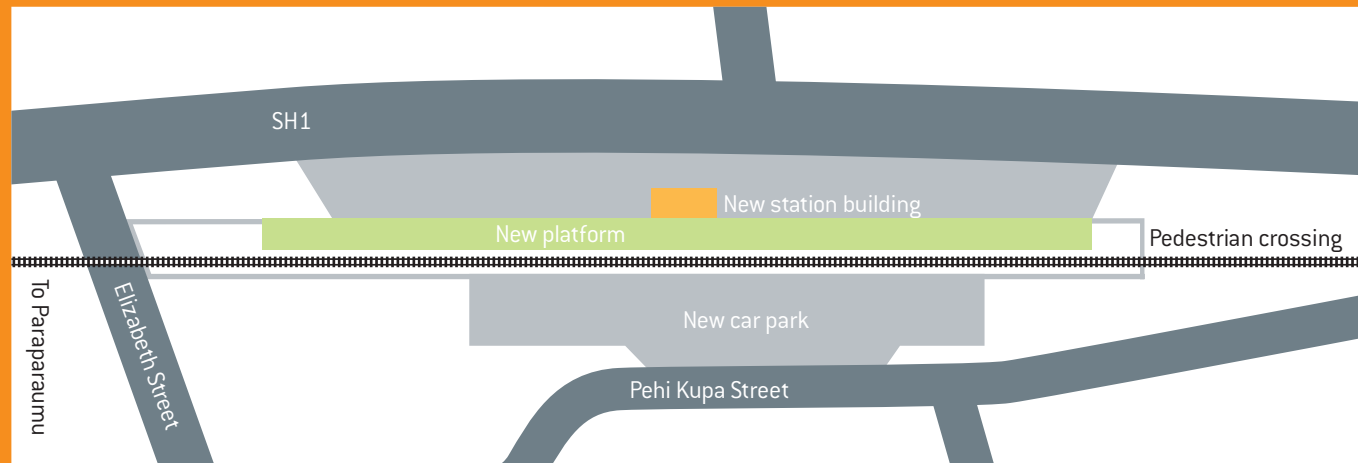
## The new car park

The new car park will be accessed from Pehi Kupa Street. Current on-street parking will be retained except where the car park entrance is built.

The existing Pohutakawa trees need to be removed but the car park will include landscape planting.

Walkways from the car park will link to a northern pedestrian crossing and south to the existing Elizabeth Street crossing.

Proposed Waikanae Station and Car Parking

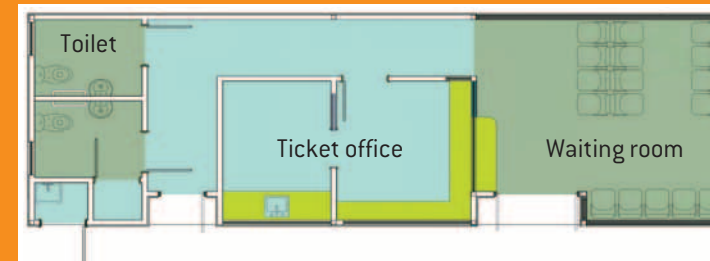


## Train Storage

More space is needed to store the new Matangi trains. It is more efficient to keep trains near where they will start their journey in the morning and end it each evening. The additional storage will be split between an extension of the existing facility at Paekakariki and a new small siding north of Waikanae Station. The Waikanae crossing loop (passing lane for trains) will be moved further north.

## Construction programme

Work on both stations is due to start in March 2010 and be complete by the end of 2010.



New building layout

# Elizabeth Street Crossing

With the increase in train services to Waikanae, the Elizabeth Street level crossing will be upgraded to reduce traffic congestion.

## Key features

- Widening Elizabeth Street west of Pehi Kupa Street to provide two lanes across the crossing and through the intersection from the west
- The right hand lane will be able to turn left or right
- Improved pedestrian crossing and rail crossing barriers
- A central median strip.

Elizabeth Street upgrade

